

Welcome Packet



Rhode Island District Event

March 24-26, 2017

Bryant University – Chace Athletic Center

1150 Douglas Turnpike, Smithfield, RI 02917

Table of Contents

1	Welcome to the Rhode Island District Event (RIDE)	1
1.1	Greetings from the RIDE Planning Committee	1
2	Welcome to Bryant University	1
2.1	Bryant University.....	1
2.2	The Chace Athletic Center	1
3	Getting Around	2
3.1	Traveling Around Rhode Island	2
3.2	Directions to the Competition Arena.....	2
3.3	Driving Directions.....	2
4	Parking at Bryant University	3
4.1	Speed Limit.....	3
4.2	Safety and Security	3
4.3	Related Services	3
4.4	Event Parking	3
4.5	Load In/Out Information:.....	4
4.5.1	Bag and Tag Rules	4
4.5.2	Day 0 (Friday) Load-In	4
4.5.3	Day 1 (Saturday) Load-In.....	4
4.5.4	Day 2 (Sunday) Load-Out	4
4.5.5	Tips	4
5	Event Information	4
5.1	General Event Information	4
5.1.1	Consent Forms	4
5.1.2	Event Rules.....	5
5.1.3	Seating in the Arena.....	5
5.2	In Case of Emergency	6
5.3	Additional Activities at the Venue	6
5.4	The Pits.....	6
5.5	No Machine Shop.....	6
5.6	Event Schedule.....	6
5.6.1	Day 0 – Friday March 24	6
5.6.2	Day 1 –Saturday March 25.....	6

5.6.3	Day 2 – Sunday March 26	7
5.7	Meals and Accommodations.....	7
5.7.1	Breakfast and Lunch.....	7
5.7.2	Hotels	7
5.8	Event Contacts	8
6	Emergency Information	8
6.1	Area Hospitals	8
6.1.1	Lincoln Urgent Care - 2 Wake Robin Rd, Lincoln, RI. Estimated Travel Time(ETT): 10 min ..	8
6.1.2	Our Lady of Fatima Hospital - 200 High Service Ave, North Providence, RI. ETT: 15 min.....	9
6.1.3	Rhode Island Hospital - 2 Dudley Street Providence, RI. ETT 21 min	9
6.2	Dental.....	10
6.3	Optical	10
6.4	Pharmacies.....	11
7	Retail Resources near Bryant University.....	12
7.1	Office Supplies/Copies	12
7.2	Electronics/Computer Stores	13
7.3	Hardware/Home Improvement Stores	13
8	What to Do If Your Team Has Some Spare Time	14
8.1	Shopping Areas around Bryant University.....	14
8.2	Movie Theatres	14
8.3	Rhode Island Tourist Resources.....	14
9	Any Questions?	15

1 Welcome to the Rhode Island District Event (RIDE)

1.1 Greetings from the RIDE Planning Committee

Welcome to Rhode Island! The Ocean State has 400 miles of coastline and 20 percent of the country's historic landmarks. Newport is the sailing capital of the world, home to the famed Gilded Age mansions. Providence's celebrated restaurants, award-winning theatre, and vibrant arts scene is enhanced by an elaborate river-walk.

The RIDE Planning Committee invites you to join us for the fourth annual official FIRST Robotics Competition (FRC) in the state! Good luck to all our participating teams from across New England!

Please use this guide as a reference for our competition and your visit to Rhode Island. If you have any other questions, please reach out to us using the contact information listed at the end of this document.

We welcome you to the 2017 Rhode Island District Event!

2 Welcome to Bryant University

2.1 Bryant University

Bryant University, the host of the competition, is a private university located in Smithfield, RI. Bryant grants Bachelor of Arts, Bachelor of Science, and Master's degrees in business, taxation and accounting. Bryant is a close-knit, student-centered university, located on 428-acre campus in the heart of New England, which prepares students for success in an age of unlimited global opportunity. For more information, visit <http://www.bryant.edu/>.

2.2 The Chace Athletic Center

The Chace Athletic Center is located in the heart of the Bryant University campus. It is home to the Bryant University Bulldogs basketball team and women's volleyball team. The arena opened in 2001 and has a full capacity of 2,600. Recent improvements include new locker rooms, concession, and equipment room area.

Important things to note about the Rhode Island FIRST District Event:

- Admission is free and there is more than enough space for family and friends
- There is free parking on the Bryant University Campus

Please visit <http://www.bryantbulldogs.com/information/Facilities/Chace> for more information about the venue.

3 Getting Around

3.1 Traveling Around Rhode Island

While Rhode Island may be the smallest state, we are the second most densely populated state in the United States. Because of this, we advise those who will be travelling on Friday night to be prepared for traffic in and around the Providence area.

Also, please be cautious of the weather and keep in mind that rain, ice and snow are a possibility around this time of year in Rhode Island. Always keep in mind that safety is first throughout the competition, even in your travels.

3.2 Directions to the Competition Arena

The Chace Athletic Center is located at **1150 Douglas Pike, Smithfield, RI**.



Figure 1. Chace Athletic Center Map

3.3 Driving Directions

- **From points south of Providence (*Warwick, Newport, Connecticut, New York, etc.*):**
Take Route 95 north to Route 295 north to Route 7 north (exit 8B). The University is two miles north on the left.
- **From points north of Providence (*Attleboro, Boston, New Hampshire, etc.*):**
Take Route 95 south to Route 295 south to Route 7 north (exit 8B). The University is two miles north on the left.
- **From points east of Providence (*East Providence, Fall River, New Bedford*):**
Take Route 195 west to Route 95 north to 146 north to Route 295 south to Route 7 north (exit 8B). The University is two miles north on the left.
- **From the Mass. Pike (Route 90) (*Points west of Boston*):**
Take Exit 10A to Route 146 south to Route 295 south to Route 7 north (exit 8B). The University is two miles north on the left.
- **From Route 146 North or South (*Providence, Worcester areas*):**
Take Route 295 south to Route 7 north (exit 8B). The University is two miles north on the left.

- **From Route 84 (Hartford area):**

Take Route 6 east to Route 295 north to Route 7 north (exit 8B). The University is two miles north on the left.

- **From Cape Cod (Bourne Bridge):**

Take Route 25 to Route 195 west to Route 95 north to 146 north to Route 295 south to Route 7 north (exit 8B). The University is two miles north on the left.

4 Parking at Bryant University

4.1 Speed Limit

The speed limit on campus is 20 mph. However, certain conditions such as evening hours or inclement weather may require reduced speed.

4.2 Safety and Security

A "park and drive at your own risk" is in effect at all times. Department of Public Safety (DPS) officers patrol parking areas and roadways on a regular basis, but the University cannot give unconditional guarantee of security and is not responsible for personal injury, damage, or theft of vehicles or belongings. In the event of an emergency, or if assistance is required, call 401-232-6911 (campus 401-232-6001), or use the Code Blue emergency phones located on the campus, or flag down a DPS officer.

4.3 Related Services

DPS provides safety escorts, vehicle jump starts, and vehicle lockouts 24 hours a day. DPS can be reached at their business line at 401-232-6001.

4.4 Event Parking

- Chace Athletic Center (Event Venue): #1 in Figure 2.
- Team, Volunteer, and Bus Parking: #2 in Figure 2.
- Load In Area: #3 in Figure 2.



Figure 2. RIDE Parking Map

4.5 Load In/Out Information:

4.5.1 Bag and Tag Rules

1. You must bring your own bagged, tagged and sealed robot into the venue.
2. Bags may not be opened until it has been checked, approved by an on-site inspector, and the pits have officially been opened for robot work. Pits do not open until 5PM on Day 0.
3. Please be sure to bring an additional tag for resealing your robot after the event so it might be properly transferred to another competition.

4.5.2 Day 0 (Friday) Load-In

Teams will NOT have access to a loading dock or forklift

- We recommend bringing a rolling cart or dolly to facilitate the load in.
- Teams may not unload, setup their pit, open robot bags, charge batteries, etc. until after the pits have opened at 5PM.
- Team vehicles must queue in the parking lot and will be directed to the unloading area by event staff.
- The roadway that leads to the load in areas is a fire lane and must remain clear.

4.5.3 Day 1 (Saturday) Load-In

- Any additional load in should be discussed with the Pit Administrator on Day 0.
- Day 1 load-in will not be allowed until after pits open at 8AM. It is highly encouraged that teams take advantage of Day 0 Load-In.

4.5.4 Day 2 (Sunday) Load-Out

- After alliance selection, the top 4 seeds that were not picked will remain as backup robots.
- Other teams may start loading out immediately.
- Team vehicles must queue in the parking lot and will be directed to the unloading area by event staff.
- The roadway that leads to the load in areas is a fire lane and must remain clear.

4.5.5 Tips

- All teams should become familiar with the satellite map of Bryant which indicates loading areas, vehicle queue, and path back to parking.
 - The interactive satellite map is available at:
 - [Bryant Interactive Map](#)
- Prepare for bad weather. Transport team materials in closed containers.

5 Event Information

5.1 General Event Information

5.1.1 Consent Forms

Teams cannot register without a completed form for each team member attending the event, including adults traveling with the team. Persons under 18 years of age must have a parent or legal guardian's signature. These forms only need to be turned in if this is your first district event this season.

- NE FIRST consent forms are available on the NE FIRST website using the following link:

<http://nefirst.org/wp-content/uploads/2016/10/2017-New-England-consent-and-release-Form.pdf>

- FIRST consent forms are available on the FIRST website using the following link:

<http://www.firstinspires.org/resource-library/youth-team-member-consent-and-release-form>

5.1.2 Event Rules

Please read the following restrictions and adhere to them in order to promote an orderly and exciting competition. As a group, we all should honor agreements with the venue and help promote the spirit of good partnership.

PLEASE DO:

- Distribute team pins and similar promotional items for teams and spectators.
- Bring enough safety glasses for your team and visitors.
- Wear safety glasses at all times in the PIT and on/around the playing field.
- Hang your team banners on the wall behind the bleachers using non marking tape

PLEASE DON'T:

- Attempt to deliver or ship robots, pit setups, tools, and/or materials directly to the site. Everything must be carried in during load in.
- Sell any products such as food, hats, shirts, or any promotional products.
- Distribute out any free food products, such as candy, water, soft drinks, fruit.
- Distribute stickers or decals as they are often left behind in the venue.
- Use noisy devices, such as floor stompers, whistles, and/or air horns.
- Invite or bring live bands to play in the audience.
- Play loud music in the Pit because it interferes with important announcements.
- Arrange for Internet access on the site or attempt to connect to the Internet at Bryant.
- Use walkie-talkies as they interfere with the wireless radios used by event service providers as well as the district event volunteers.
- Wear open-toed or open-backed shoes in the Pits or on the playing field. This includes “clog” and “mule” style shoes, such as Crocs.
- Extend beyond your pit area
- Bring pets

If event staff deems something or someone to be unsafe or against Bryant or FIRST standards, they will work with the person(s) to correct the situation. If the situation cannot be corrected, the item will be removed or the person(s) will be asked to leave.

Finally, please respect the event staff as we are attempting to run a smooth event and keep everyone safe.

5.1.3 Seating in the Arena

Ample bleacher style seating is available for teams with great views of the competition field. Please do not try and save seats as it is not permitted in the FRC Administrative Manual. Teams are encouraged to share seats with each other and accommodate for spectators.

5.2 In Case of Emergency

In the event of an emergency at the venue, make sure to listen to the instructions of the event staff, as it may be necessary to evacuate or clear a path for emergency personnel. We recommend setting up a team meeting place outside of the venue beforehand.

Call **401-232-6911** for campus emergency services.

5.3 Additional Activities at the Venue

Please visit the various tables & booths setup in the entrance lobby. Sponsors, event program supporters, and FIRST team demonstrations will be highlighted here..

5.4 The Pits

Teams will receive a pit map when they register at the Pit Administration Center.

- Each team's pit will have a 6ft rectangular table and 1 power outlet.
- Due to safety and regulations, teams cannot build any structure that supports people or items for storage above the work area in their pit space.
 - No structures should be higher than 10 feet above the floor and must safely support any signs or displays mounted to the structure.
 - Pits are no smaller than 9' x 9'.

The FRC Manual has suggested items to bring to your pit station.

As a special reminder, don't forget:

- A 25ft heavy duty extension cord and a power strip.
- A small cart to transport your heavy robot from the Pit to the playing field.
- Safety glasses for everyone on your team and your guests that will be visiting the pits.

5.5 No Machine Shop

There will not be a machine shop available at the venue.

5.6 Event Schedule

A final schedule will be provided at team check-in, but this is a guide as to what you can expect.

5.6.1 Day 0 – Friday March 24

- 5:00 PM Pits Open/Team Load In Begins
- TBD Practice Matches (at the discretion of the FTA)
- 10:00 PM Pits Close

5.6.2 Day 1 –Saturday March 25

- 8:00 AM Pits Open
- 9:00 AM Practice Matches Begin (at the discretion of the FTA)
- 10:30 AM Opening Ceremonies
- 11:00 AM Matches Begin
- 1:00 PM Lunch Break
- 2:00 PM Matches Resume
- 7:00 PM Matches End

- 8:00 PM Pits Close

5.6.3 Day 2 – Sunday March 26

- 8:00 AM Pits Open
- 9:00 AM Opening Ceremonies
- 9:30 AM Matches Begin
- 12:30 PM Alliance Selections
- 1:00 PM Lunch Break
- 2:00 PM Playoffs Begin
- 5:00 PM Awards
- 6:30 PM Pits Close / Load-Out

5.7 Meals and Accommodations

5.7.1 Breakfast and Lunch

The Chace Athletic Center concessions will be open and ready for business. They offer a variety of menu items and food is allowed everywhere in the venue. The hours of operation will be in line with the competition times. In addition to the on-site concessions, there are a few other restaurants that will be open for business during the event. The Bryant Center, which is located across from the arena, has a few dining options. Please keep in mind that the hours may change, and we will update you as we receive the information:

- South Side Deli: 11AM-11PM on Friday & 4:30PM-11PM Saturday.
- Subway: 9AM-11PM on Friday & 10AM- 1PM on Saturday.
- Dunkin Donuts: 7:30AM-11PM on Friday & 10-11AM on Saturday.

Aside from on campus dining, there are many restaurants in the surrounding area. Some of those include:

- Parente's Restaurant: 1114 Douglas Pike, Smithfield, RI, (401)231-7600
o <http://parentesrestaurantri.com/>
- Chili's Restaurant: 622 George Washington Hwy, Lincoln, RI, (401)333-4085
o www.chilis.com
- Tony's Pizza: 200 Pleasant View Ave, Smithfield, RI, (401) 231-1010
o www.tonysfamilypizzeria.com
- House of Pizza: 970 Douglas Pike, Smithfield, RI, (401) 233-8133

Teams are allowed to tailgate outside of the arena but grills and/or open flames are not permitted. Please keep in mind weather conditions when planning food for your team.

5.7.2 Hotels

There are a few hotels in the area which teams may consider staying at:

- Holiday Inn Express Hotel & Suites Smithfield (5 Minutes away)
 - o 1010 Douglas Pike, Smithfield, RI 02917
 - o (401) 231-6300
- Hampton Inn & Suites Smithfield (5 Minutes away)
 - o 965 Douglas Pike, Smithfield, RI 02917
 - o (401) 232-9200
- Courtyard by Marriott Hotel Lincoln (10 Minutes away)

- o 636 George Washington Highway, Lincoln, RI 02865
- o (401) 333-3400
- Holiday Inn Express Hotel & Suites Woonsocket (15 Minutes away)
 - o 194 Fortin Drive, Woonsocket, RI 02895
 - o (401) 769-5000

5.8 Event Contacts

You may need the following contacts regarding the event. If you are not sure who to reach, then please email Rick Blight and your question will be answered or forwarded appropriately.

JR Casey – Chair, RIDE Planning Committee

jr@air4h.org

Steve Cremer – *NE FIRST*

scremer@usfirst.org

6 Emergency Information

In case of serious medical assistance during the event, please dial 9-1-1. If dialing from an on campus phone, dial 6-9-1-1. Please also notify event staff and any EMTs who will be present at the event for assistance.

6.1 Area Hospitals

6.1.1 Lincoln Urgent Care - 2 Wake Robin Rd, Lincoln, RI. *Estimated Travel Time(ETT): 10 min*

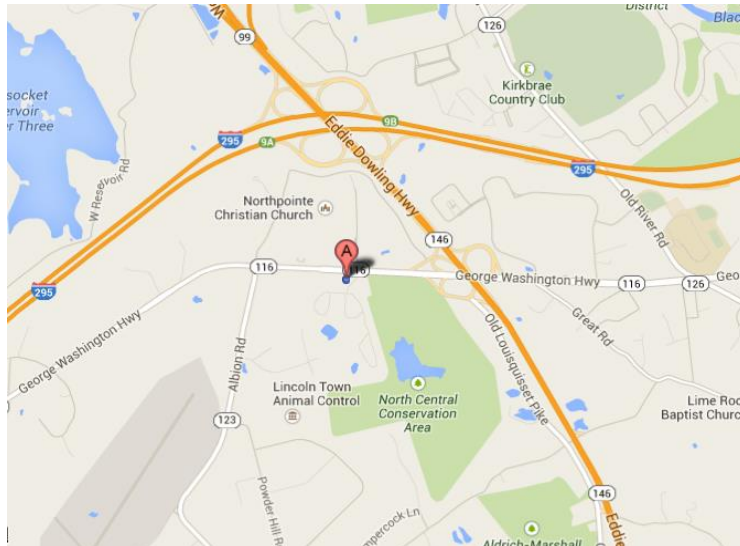


Figure 3. Lincoln Urgent Care Map

6.1.2 Our Lady of Fatima Hospital - 200 High Service Ave, North Providence, RI. ETT: 15 min

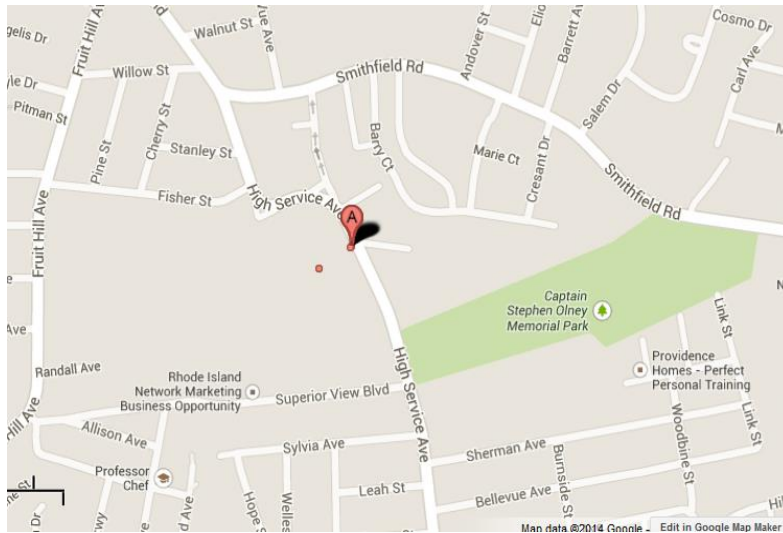


Figure 4. Our lady of Fatima Hospital Map

6.1.3 Rhode Island Hospital - 2 Dudley Street Providence, RI. ETT 21 min

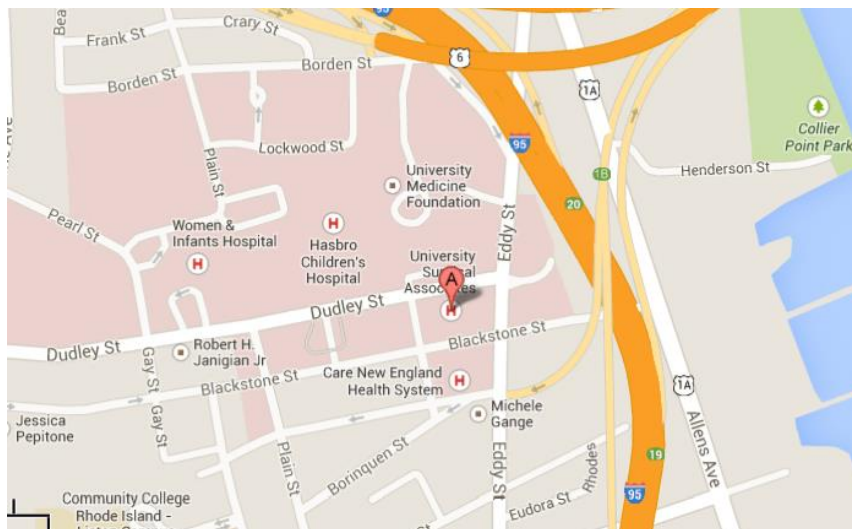


Figure 5. Rhode Island Hospital Map

6.2 Dental

Atwill-Conroy Dental Associates - 1 Thurber Blvd, Smithfield RI (401) 231-7390. *ETT 5 min*

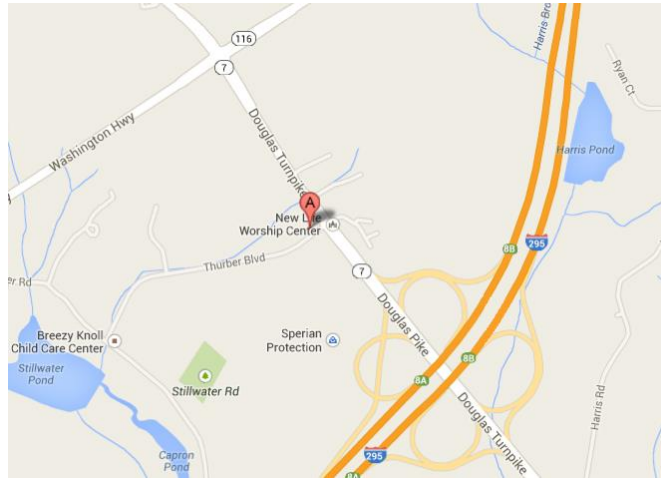


Figure 6. Atwill-Conroy Dental Associates Map

6.3 Optical

Atlantic Family Eye Care Inc. - 2345 Mendon Rd, Woonsocket, RI (401) 765-5430. *ETT 15 min*

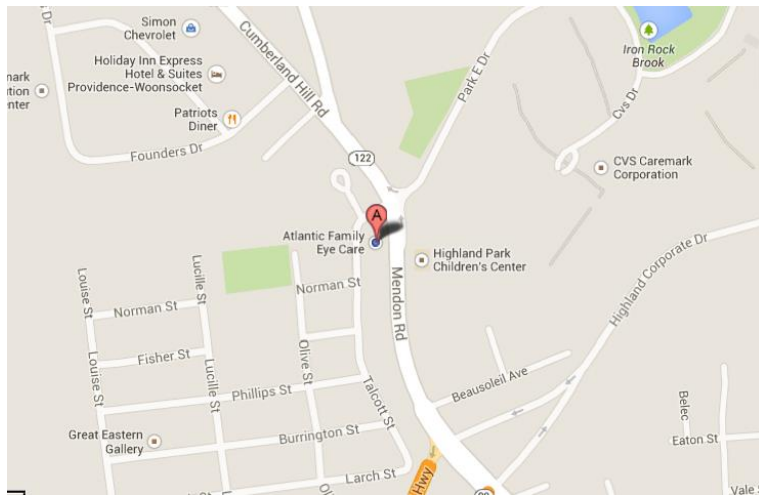


Figure 7. Atlantic Family Eye Care Inc. Map

6.4 Pharmacies

Walgreens - 25 Putnam Pike, Johnston, RI (401) 231-6561. *ETT 15 min*

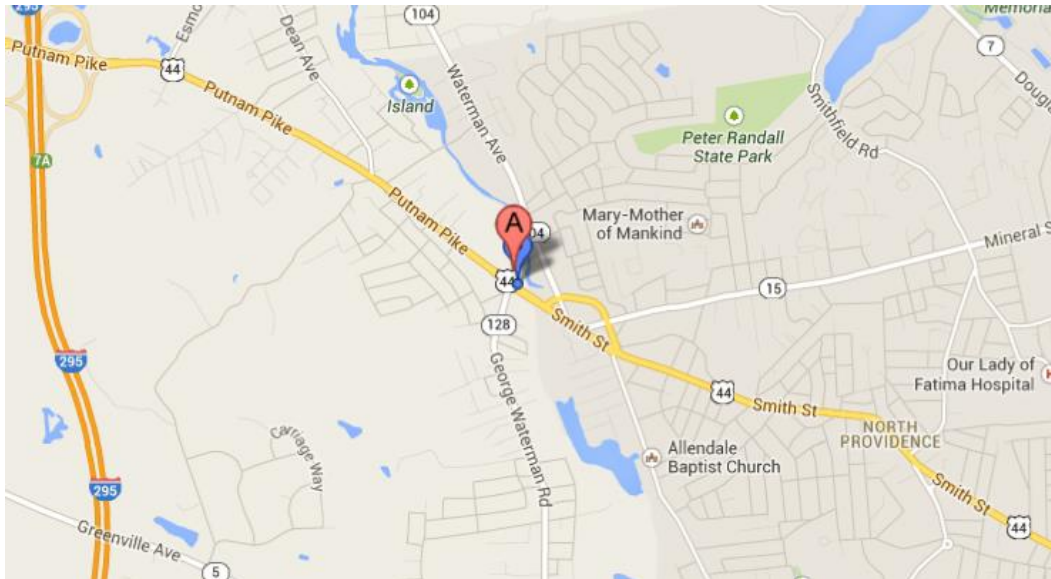


Figure 8. Walgreens Map

CVS Pharmacy - 445 Putnam Pike, Greenville, RI (401) 231-5320. *ETT 21 min*

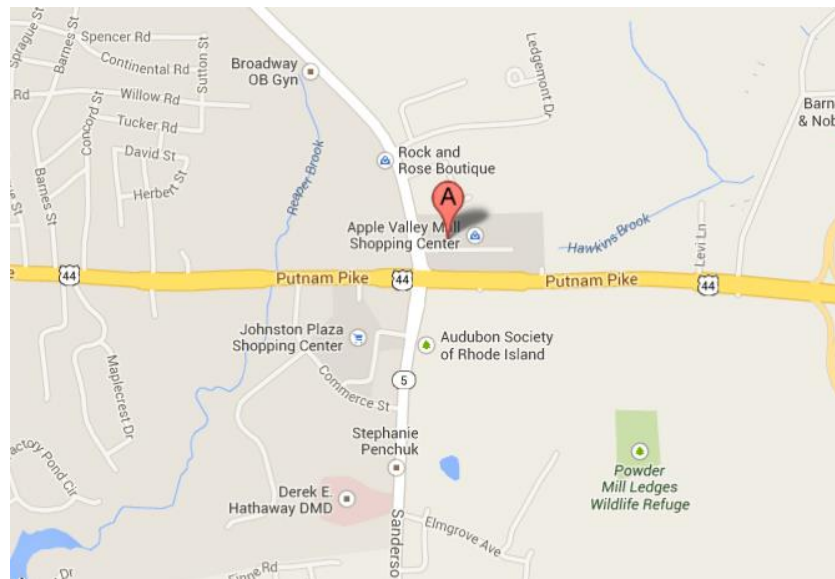


Figure 9. CVS Pharmacy Map

Rite Aid Pharmacy - 400 Putnam Pike, Smithfield, RI (401) 232-5500. ETT 11 min

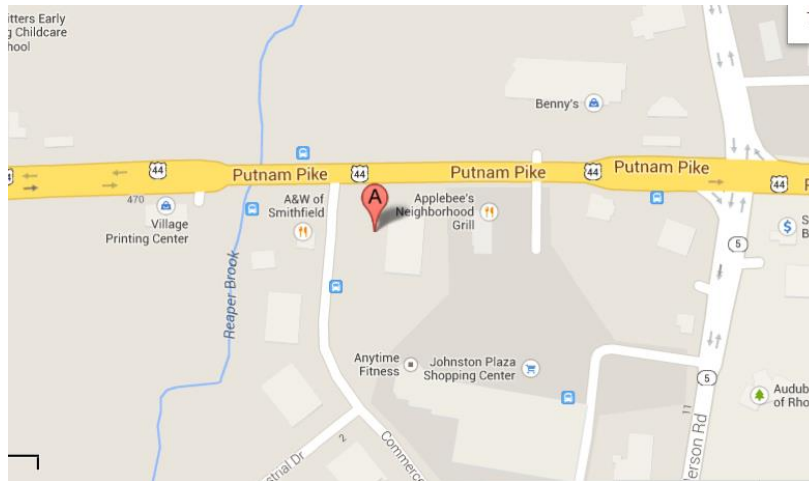


Figure 10. Rite Aid Pharmacy Map

7 Retail Resources near Bryant University

7.1 Office Supplies/Copies

Staples - 371 Putnam Pike #230, Smithfield, RI (401) 232-3533. ETT 11 min

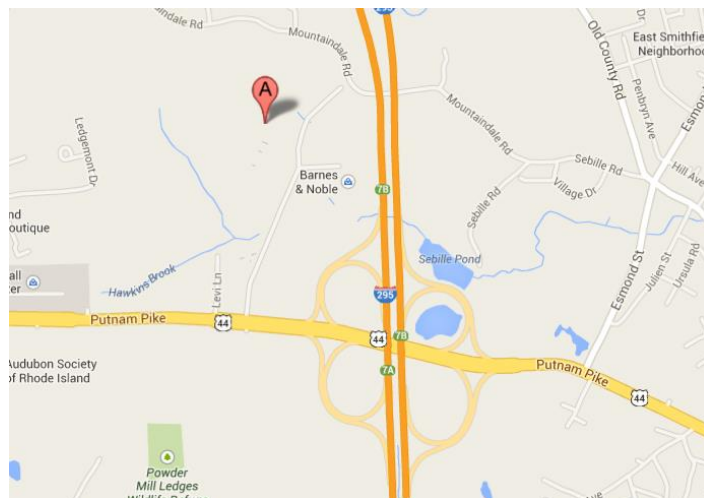


Figure 11. Staples Map

7.2 Electronics/Computer Stores

Best Buy - 1337 S Washington St, North Attleborough, MA (508) 699-5800. *ETT 20 min*

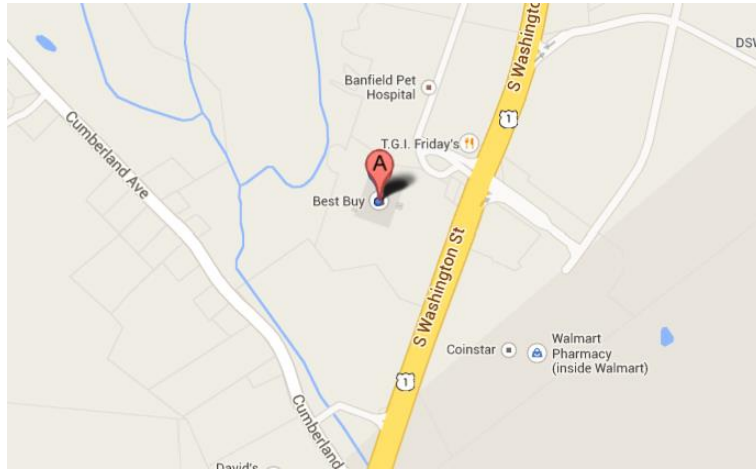


Figure 12. Best Buy Map

7.3 Hardware/Home Improvement Stores

Lowe's Home Improvement - 1703 Mineral Spring Ave, N. Providence, RI (401) 215-1596. *ETT 13 min*

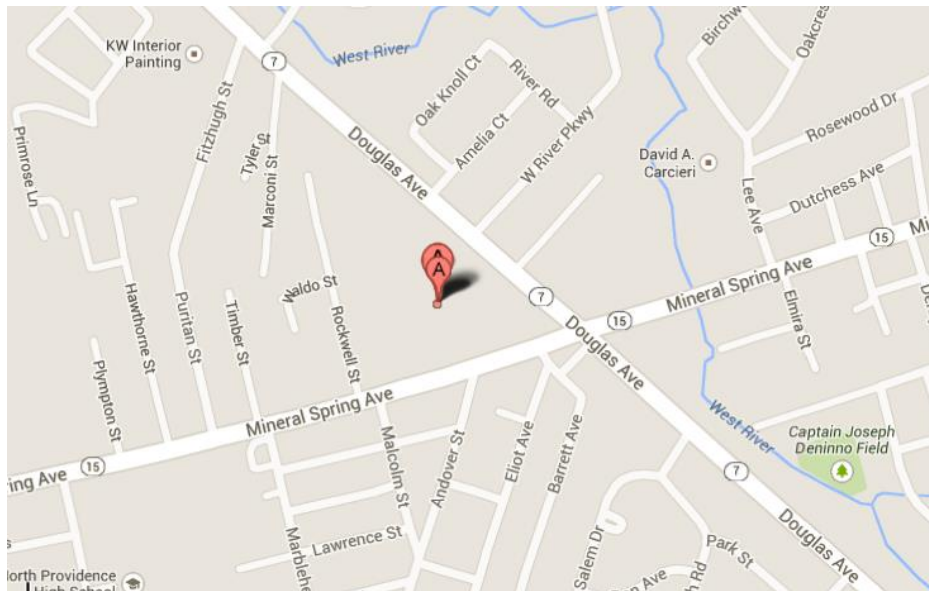


Figure 13. Lowe's Home Improvement Map

The Home Depot - 371 Putnam Pike, Smithfield, RI (401) 233-4204. *ETT 10 min*

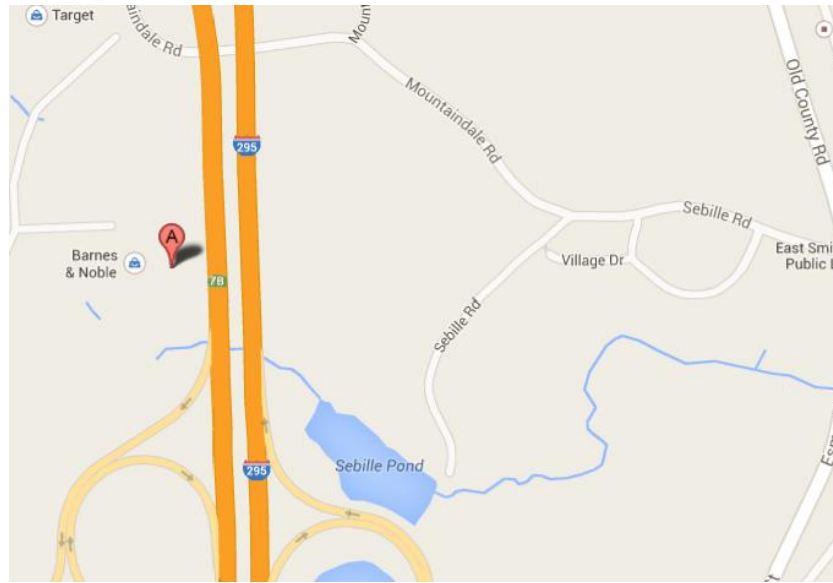


Figure 14. The Home Depot Map

8 What to Do If Your Team Has Some Spare Time

8.1 Shopping Areas around Bryant University

- **Emerald Square Mall**- 999 S Washington St, North Attleborough, MA (508) 699-4100
 - o <http://www.simon.com/mall/emerald-square>
- **Garden City Center**- 100 Midway Rd, Cranston, RI (401) 942-2800
 - o <http://www.gardencitycenter.com/>
- **Providence Place Mall**- 1 Providence Pl, Providence, RI (401) 270-1000
 - o <http://www.providenceplace.com/>

8.2 Movie Theatres

- **Cinema World**- 622 George Washington Hwy, Lincoln, RI (401) 333-8676

8.3 Rhode Island Tourist Resources

Visit these websites to get more information about visiting Rhode Island

- www.visitrhodeisland.com/
- www.goprovidence.com/
- www.visitri.com/

9 Any Questions?

Please do not hesitate to contact us if you have any questions.

Email us at jr@air4h.org

- Attend our Facebook Event “2017 Rhode Island District Event – NE FIRST”
- Use #NERIDE on Instagram, Twitter, and Facebook.
- Visit our webpage at <http://nefirst.org/event/2017-rhode-island-district/>

Thank you!